



ASSEMBLY INSTRUCTIONS

8400 SERIES TRACK

Accordia-Fold Draperies Configured as a Panel

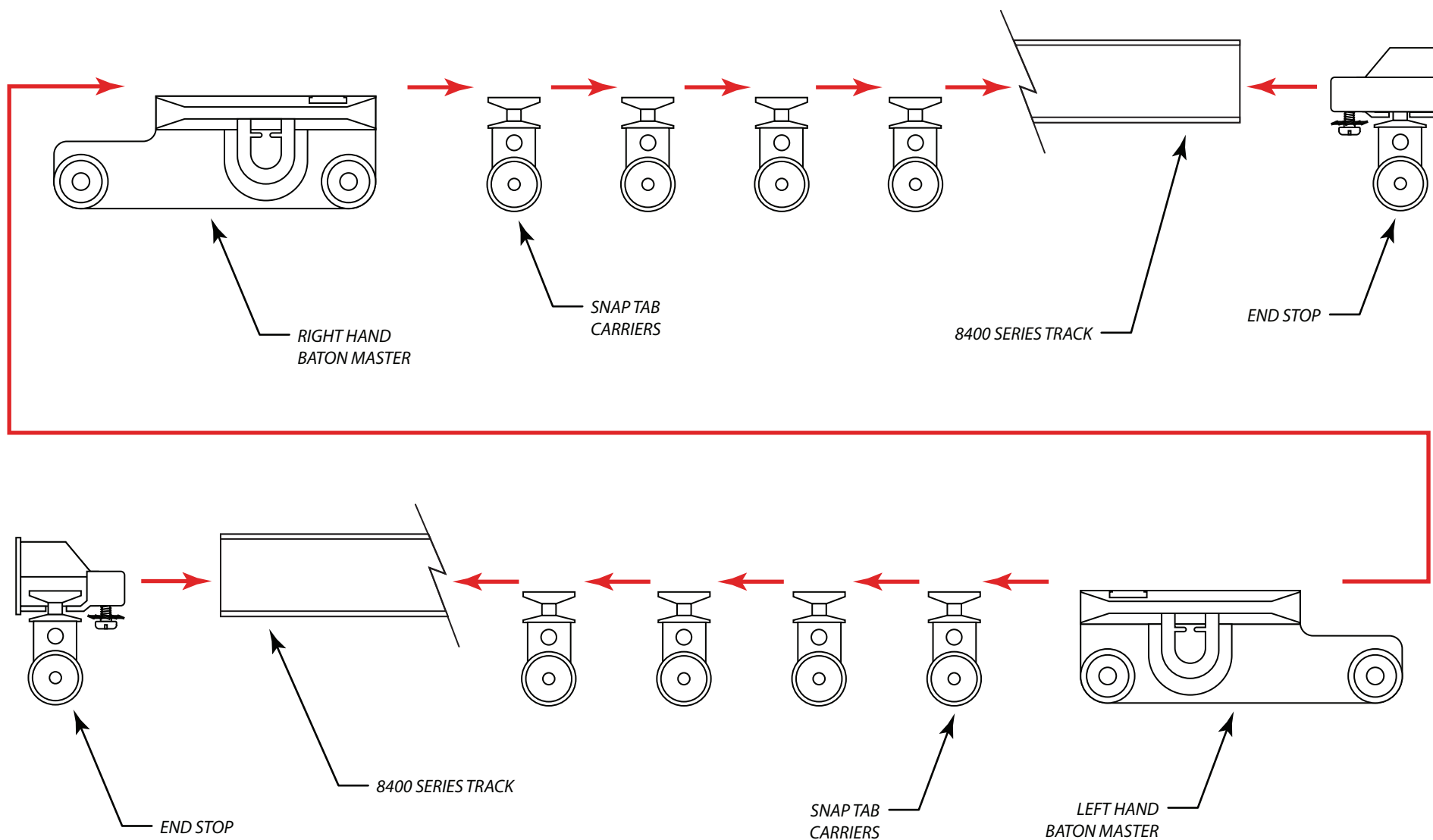
Cut track to length and insert one end cap. Next, insert the baton master using a left hand baton master if you want the drapery to stack on the left side of the window (the left hand baton master is illustrated above). If you want the drapery to stack on the right side of the window, use the right hand master. After selecting and inserting the master carrier, insert all snap tab carriers and the last end cap. Hold the entire track system up to the ceiling and attach with screws through the lip molded to the back side of the tracking system. Hang draperies and check to ensure smooth operation.

For smoother operation, lightly spray the inside of the track with an aerosol silicone lubricant. Depending upon environment, clean and re-lubricate as necessary.

Accordia-Fold Draperies Configured as a Pair

Cut track to length and insert one end cap. Next, half of the snap tab carriers, the right hand baton master, the left hand baton master, the remaining snap tab carriers, and the last end cap. Hold the entire track system up to the ceiling and attach with screws through the lip molded to the back side of the tracking system. Hang draperies and check to ensure smooth operation.

For smoother operation, lightly spray the inside of the track with an aerosol silicone lubricant. Depending upon environment, clean and re-lubricate as necessary.



CONFIDENTIAL

All materials disclosed in this document are proprietary to Diamond Drapery Co., Inc. The Holder agrees to maintain it in confidence and must not replicate or reveal this information in any manner.

Project:
8400 Series Drapery Tracking System
Accordia-Fold, Pair

Date:
17-DEC-2008

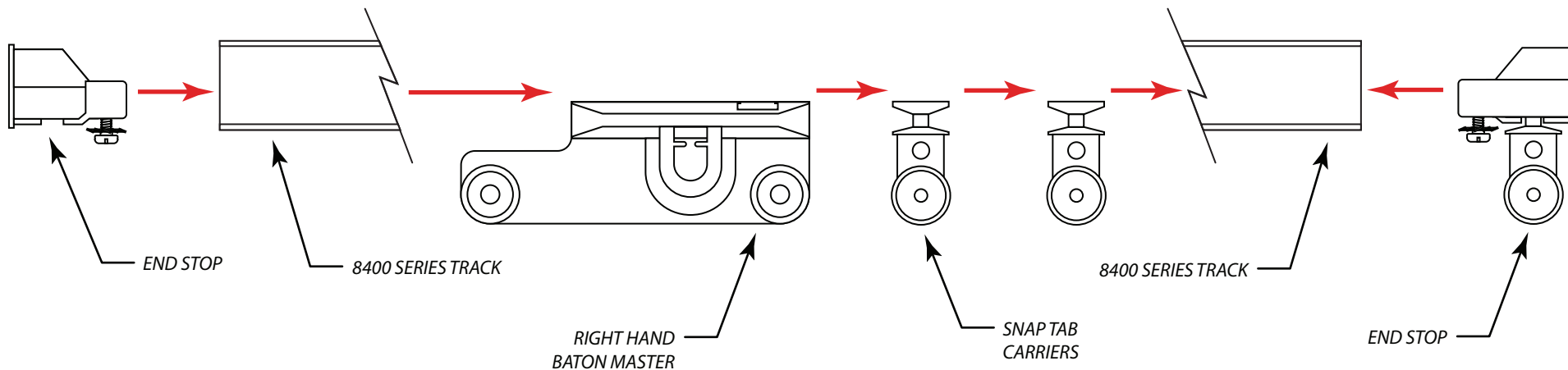
Dimensions:
Inches/Feet

Scale:
DO NOT SCALE

By:
C. Johnson



7439 Lampson Avenue
Garden Grove, CA 92841
(714) 761-4543 OFFICE (714) 761-4623 FAX



CONFIDENTIAL

All materials disclosed in this document are proprietary to Diamond Drapery Co., Inc. The Holder agrees to maintain it in confidence and must not replicate or reveal this information in any manner.

Project:
8400 Series Drapery Tracking System
Accordia-Fold, Right Hand Panel

Date:
18-DEC-2008

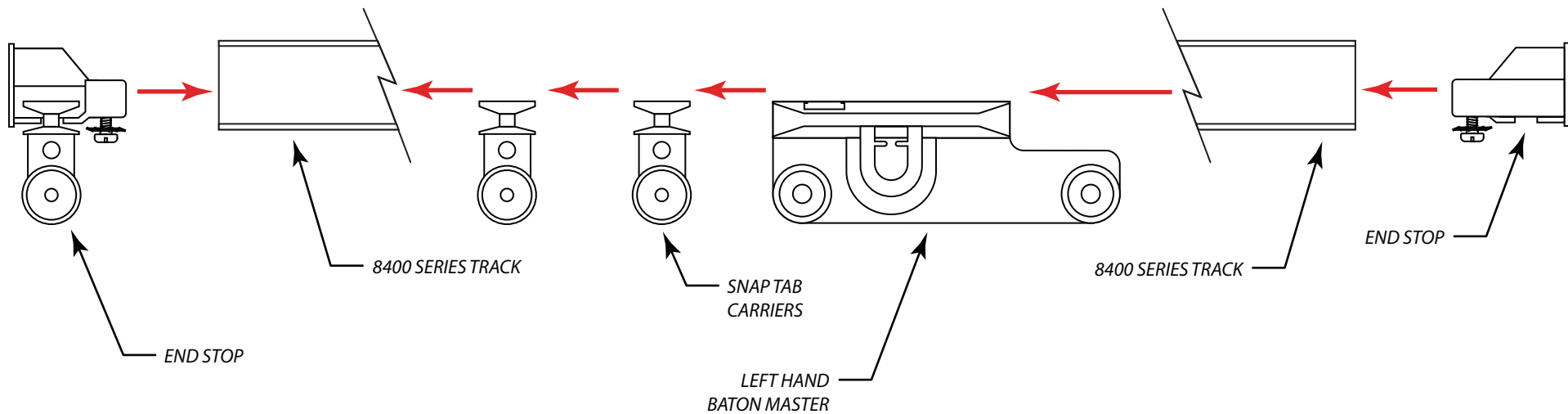
Dimensions:
Inches/Feet

Scale:
DO NOT SCALE

By:
C. Johnson



7439 Lampson Avenue
Garden Grove, CA 92841
(714) 761-4543 OFFICE (714) 761-4623 FAX



CONFIDENTIAL All materials disclosed in this document are proprietary to Diamond Drapery Co., Inc. The Holder agrees to maintain it in confidence and must not replicate or reveal this information in any manner.	Project: 8400 Series Drapery Tracking System Accordia-Fold, Left Hand Panel	
	Date: 19-DEC-2008	Dimensions: Inches/Feet
	Scale: DO NOT SCALE	By: C. Johnson



7439 Lampson Avenue
Garden Grove, CA 92841
(714) 761-4543 OFFICE (714) 761-4623 FAX